


Bickleigh Vale Roadside Vegetation Plan Review 2019

Preamble

Author: Chris Jones, "Abbotsley"
Contributor: Coral Cunningham, "Sonningfield"



BACKGROUND

In 2010, the Bickleigh Vale Roadside Vegetation Management Plan was published and successfully implemented in Bickleigh Vale with the following aims:

1. Prepare a management report for the roadside vegetation including plans, photographs and illustrations.
2. Provide a plant removal and planting list.
3. Meet on four occasions with the Friends of Edna Walling and Yarra Ranges Shire Council.
4. Prepare a draft budget for expenditure of \$20,000 in the 2010/2011 financial year to implement recommendations of the management report. A staged plan is to be provided for future works.

PLAN REVIEW OBJECTIVES

Friends of Edna Walling's initial aims of this Plan Review are:

1. Study the roadside vegetation as it is now compared to that planned in December 2010 and identify:
 - a. How well the intent of the Plan has been realised
 - i. What has worked?
 - ii. What hasn't worked?
 - iii. What, if anything, has not been implemented yet and why?
2. Prepare a second stage plan to adjust and supplement the original Plan where required in order to preserve the cultural and aesthetic significance of the roads and roadside vegetation

Incorporated into the second stage plan should be:

- a. The items listed in 1a above
- b. Recommendations on substitute plants for those from the original Plan that have not thrived and to take into account the changing climate.
- c. Residents to be encouraged to clear the Bickleigh Vale Road gutter and road of leaves and pine needles when a heavy rain event is forecast to minimise blocking of culverts and the Pembroke Rd drain.
- d. A regular program for "whole of roadside" mulching every 5-7 years should be included in the updated Plan to assist in weed control which is a perennial problem and can be significantly helped by keeping up the mulch.
- e. It was noted that the original plan was deliberately Bickleigh Vale Rd / Edna Walling Lane-centric and that it would be desirable to include at least Pine Rd in the revised Plan.

MANAGEMENT ACTIVITIES 2011-2018


STUDY AREA 1 - Bickleigh Vale Road entry off Pembroke Road

Pictorial Record Comparison 2010-2018

2010



2018



2010



2018



Management Activities Summary

- 27/05/2014 Road Maintenance: Bickleigh Vale Road and Edna Walling Lane are maintained by the topping up the surface three times a year with Lilydale Toppings and then grading it. Yarra Ranges recently advised that the Mitchell Quarry is closing and hence the supply of Lilydale toppings is running out - permanently. There is perhaps a year or two left before we will have to change to a different product so Friends of Edna Walling need to the replacement between Coldstream and Castella toppings. The decision was to go with Coldstream toppings as is is closest in colour and consistency to the original Lilydale toppings.
- 29/11/2015 November 29th, 2015 Working Bee: Today saw the first major trees and shrubs replacement activity by Friends of Edna Walling since the original Roadside Vegetation Plan implementation with 39 new trees and shrubs provided by the Shire planted in 5 locations. Area 1:
- Location 1, outside Hurst - Abelia x grandiflora 'Nana', replace 1st pine removed
 - Location 2, outside Hurst - Lagerstroemia indica (white, 'Natchez'), replace 2nd pine removed
- 7/06/2016 The Winter Working Bee - the main projects for the day:
- remove the ivy from the roadside outside Littlewood and Abbotsley and then to lay cardboard under mulch to slow its return
 - filling in the many potholes in the road that have developed during the recent wet weather
 - Regular weeding near the entrance to Pembroke road
- 28/08/2016 Winter Working Bee 2016 - Projects for the day:
Replenishing the community mulch heap, weeding and pruning, cleaning leaves and debris from the roadside gutters, clearing the culverts (particularly that troublesome one outside Donderry) and filling in potholes.
- 28/08/2016 Replacement Trees for Bickleigh Vale Road: Three replacements of large trees which had been removed in recent years were provided by Yarra Ranges Shire and planted during the working bee. Area 1:
- Former Quercus Coccifera (Kermes Oak) replaced with Quercus Rubra (Red Oak) in Bickleigh Vale Rd near the boundary between The Shielan and Hurst
 - Former Pinus muricata (Bishop Pine) replaced with Pinus pinea (Stone Pine) at the corner of Bickleigh Vale Rd and Pembroke Rd outside Hurst
- 27/11/2016 November working bee - projects for the day:
- Cleared roadside gutters and filled potholes
 - General weeding
 - Pruning - since there are two properties currently for sale, we decided to keep pruning to a minimum during this working bee so that the village is presented at its best.
- 2/12/2016 December topping and grading - Following previous discussions with the Shire after the last road maintenance work and our agreed plan for this time, more extensive work was carried out this time.
- The contractor advised us that, all the topping used this time was Lilydale Toppings and it is now fully depleted
 - There was not enough to build up the turning circle sufficiently to create a profile with a gutter on the south-eastern side of the turning circle outside Littlewood but the depth of material on the turning circle is certainly an improvement
 - The contractor left us a metre of topping for later pot-hole filling as requested but, since there was not enough material at the part of the turning circle by the entrance to Windsong we spread the excess topping there and will wait until next time to have our 'pot-hole top-up pile.'
- 28/05/2017 May working bee:
- Replenished the community mulch pile
 - Cleared roadside gutters and filled potholes
 - Weeded along Bickleigh Vale Rd
 - Continued clearing out overgrown viburnums from Edna Walling Lane triangle
 - Pruned around and above the recent plantings at the end of Bickleigh Vale Rd outside Hurst

- 29/06/2017 The first Coldstream topping of the road: It's topping and grading time again and with Lilydale topping now unavailable, Coldstream topping was used for the first time. Aesthetically, it looks pretty good and consistent with the heritage. We'll see over the next few months how durable it is.
- 28/07/2017 August working bee: Other than the usual filling of pot holes, weeding and pruning the special job we wanted to tackle this time was to reduce the jasmine build-up along the Homeleigh (formerly "Merewether") fence line.
- 7/03/2018 Dead and Dangerous Trees - Inspection: We recently noticed two of our larger trees in Bickleigh Vale Road - the pine outside Hurst and the gum outside Wimborne - had big cracks in them and could present a danger to passers-by and properties so these were referred to the Shire for assessment along with the dead wattle in Edna Walling Lane. The arborist's report confirmed our fears and the trees need to be removed.
- 27/05/2018 May working bee: An army of rakers to clear the road and gutter of autumn leaves today. Potholes filled with the gravel from the gutter too and all along the roadside was weeded. Judicial pruning to keep roadside visibility.
- 28/05/2018 The dead and dangerous trees are gone - looks a bit bare near Pembroke Rd. Following the inspection and assessment by the Shire back in March, three of our larger trees had to be felled and their stumps ground into mulch. The large radiata pine outside Hurst has left a hole in the streetscape but the Swamp Gum outside Wimborne and the Wattle in Edna Walling Lane much less so. Replenishment of the community mulch pile and plenty of firewood for the village... once a few of us chainsaw it up and split it. Could take a while to clean up Devon Cottage's drive!
- 14/07/2018 Moving the Stone Pine: In August 2016 a number of trees and shrubs were planted to replace plants lost over the previous few years including a Stone Pine to replace the lost Bishop's Pine. The pine was planted outside Hurst and close to Pembroke Rd in place of the original tree and has been growing slowly but was overshadowed by nearby trees and bushy shrubs and, in addition, had been uprooted at one stage. With the removal of the dangerous radiata pine in May 2018, the Stone Pine was transplanted to the open space created in the hope that it will survive and thrive in its new location.
- 26/08/2018 August working bee: - There wasn't much work needed this time - mostly road maintenance.
 - A team of enthusiastic labourers aged from 5-y-o to 65-y-o, shovelled into a trailer, gravel that had been washed from the road into the gutter.
 - The gravel and roots out were cleared out from the culvert under Dowerderry's drive.
 - The gravel was carted down to the turning circle where the gravel was a bit light-on. There an even bigger team emptied the trailer and spread the gravel around. Looks pretty good!
 - Whilst it was mainly road maintenance, Carole and Chris got stuck into some serious pruning of undergrowth outside The Spinney
 - Allan and Peter had another crack at tidying up the stumps in the Edna Walling Lane triangle. End result - looks good too!
- 25/11/2018 November working bee and more work on roadside trees:
 - It was a busy working bee today with potholes filled, gutters cleaned out and culverts unblocked. As usual for this time of year, there was plenty of weeding and pruning - especially at the Pembroke Rd entrance.
 - Replanting Trees. Two trees were replanted to replace dead and dangerous trees removed last May.
 - We have a sick Red Oak needing attention. At the Pembroke Road entrance to Bickleigh Vale Rd outside Hurst, the Red Oak (*Quercus rubra*) is looking very unwell.
 - Two more dead trees identified for removal
 - The first is a Red Oak (*Quercus rubra*) in Bickleigh Vale Road outside Mistover.
 - The second is a Golden Rain Wattle (*Acacia prominens*) in Edna Walling Lane outside Devon Cottage and immediately adjacent to the heritage stone wall.

- 10/02/2019 A dead Red Oak in Bickleigh Vale Rd and Golden Rain Wattle in Edna Walling Lane were earmarked for removal during last November's working bee and the Shire's contractor came today to remove them. To our surprise, when the contractor had packed up and gone, we found the trees with their tops removed but the dead trunks and roots still in place. We'll have a chat with the Shire and find out why!
- 24/02/2019 With the hot and dry conditions, growth of most of the roadside vegetation - including the weeds - has been limited but the gutter along Bickleigh Vale Rd needed clearing of gravel in (optimistic) preparation for the next heavy rain.
With a car and trailer starting at the Pembroke Rd end of Bickleigh Vale Rd and an army of workers, we cleared the gravel out of the gutter into the trailer. Once the gutter and the Donderry culvert were clear, and potholes in the road filled by Ezra, excess gravel was relocated and spread in the divided part of Edna Walling Lane at the Devon Cottage and The Barn entrances.
Whilst all the road construction work was going on, a small party worked on our two other items:
Outside Hurst at the Pembroke Rd entrance to Bickleigh Vale Rd, the cotoneasters need to be pruned back to let light through to the amelanchiers underneath
The euphorbia outside Mistover needs to be dead-headed so that it will flower well next season and to restrict the spread of seeds.
- 15/03/2019 In November last year, we identified that the Red Oak (*Quercus rubra*) at the Pembroke Road entrance to Bickleigh Vale Rd outside Hurst, was looking very unwell and we've sought advice as what to do to help it survive.
Advice from Paul of the Shire of Yarra Ranges tree management team was that it's poor condition is a combination of drought stress and almost certainly possum damage. (The Oak opposite is completely intact and healthy as is the Poplar so the location should be fine.)
There is not much the Shire can do but it would help to have someone deep water the tree once a week.
There is a lot of growth from other plants around it for possums the gain access. so we thought that, perhaps we could clear surrounding plants to stop the possums flight path to the tree.
There is no power line access to the Oak tree for possums which is one positive.

Our community has rallied around and are implementing the following plan:
Peter has dug a trench around the sick Oak and Claire from Hurst has put the hose into the trench and happy to deep water it weekly for the rest of this dry period.
There is an abelia and a cotoneaster surrounding the Oak which Claire will also prune back gradually when the weather breaks and the plants are under less stress. If she needs help Claire will organise Peter to help with the height etc.
When the arborist used by a few of our residents is here to work on Sonningfield our trees, Coral will organise a possum collar for the oak tree.
Let's see how it goes over the next year or so.

Plant Observation Walk November 2018

North side (Hurst/The Sheilan)

General Comments

- Large Pine has recently been removed from North side, leaving large vacant area
- A number of small plants been planted to cover this area, but all seem to struggle. The Pine is a replacement from the Shire, but we would like an alternative replacement tree suggestion to consider
- Wild rose been overtaken by other plants and pruning required to give each plant its own area

- Oak in poor condition
- Cotoneasters have taken over front of The Sheilan - need prune back to three stems as per previous Management Plan, to open up for suitable under plantings to survive

Plants that have died or unable to be located

Hurst

- White Native Violet
- Cut Leaf Daisy
- The number of Algerian Iriss have depleted over the years, but one or two still flower each year

South side (Mistover)

General Comments

- Consider again the removal of leaning Poplar to assist in development of the Oak or leave and prune away from Oak

Plants that have died or unable to be located

Mistover

- White Native Violet
- Lesser Periwinkle
- Prairie Crabapple

STUDY AREA 2 - The Tunnel

Pictorial Record Comparison 2010-2018

2010



2018



2010



2018



Management Activities Summary

- 27/05/2014 Road Maintenance: Bickleigh Vale Road and Edna Walling Lane are maintained by the topping up the surface three times a year with Lilydale Toppings and then grading it. Yarra Ranges recently advised that the Mitchell Quarry is closing and hence the supply of Lilydale toppings is running out - permanently. There is perhaps a year or two left before we will have to change to a different product so Friends of Edna Walling need to the replacement between Coldstream and Castella toppings. The decision was to go with Coldstream toppings as is is closest in colour and consistency to the original Lilydale toppings.
- 29/11/2015 November 29th, 2015 Working Bee: Today saw the first major trees and shrubs replacement activity by Friends of Edna Walling since the original Roadside Vegetation Plan implementation with 39 new trees and shrubs provided by the Shire planted in 5 locations. Area 2:
- Location 3, outside The Sheilan - *Quercus rubra*, *Prostanthera ovalifolia*, *Prostanthera rotundifolia*, *Iris unguicularis*, *Viola hederacea* 'White'.
- 7/06/2016 The Winter Working Bee - the main projects for the day:
- remove the ivy from the roadside outside Littlewood and Abbotsley and then to lay cardboard under mulch to slow its return
- filling in the many potholes in the road that have developed during the recent wet weather
- Regular weeding near the entrance to Pembroke road

- 28/08/2016 Winter Working Bee 2016 - Projects for the day:
Replenishing the community mulch heap, weeding and pruning, cleaning leaves and debris from the roadside gutters, clearing the culverts (particularly that troublesome one outside Donderry) and filling in potholes.
- 27/11/2016 November working bee - projects for the day:
- Cleared roadside gutters and filled potholes
- General weeding
- Pruning - since there are two properties currently for sale, we decided to keep pruning to a minimum during this working bee so that the village is presented at its best.
- 2/12/2016 December topping and grading - Following previous discussions with the Shire after the last road maintenance work and our agreed plan for this time, more extensive work was carried out this time.
- The contractor advised us that, all the topping used this time was Lilydale Toppings and it is now fully depleted
- There was not enough to build up the turning circle sufficiently to create a profile with a gutter on the south-eastern side of the turning circle outside Littlewood but the depth of material on the turning circle is certainly an improvement
- The contractor left us a metre of topping for later pot-hole filling as requested but, since there was not enough material at the part of the turning circle by the entrance to Windsong we spread the excess topping there and will wait until next time to have our 'pot-hole top-up pile.'
- 28/05/2017 May working bee:
- Replenished the community mulch pile
- Cleared roadside gutters and filled potholes
- Weeded along Bickleigh Vale Rd
- Continued clearing out overgrown viburnums from Edna Walling Lane triangle
- Pruned around and above the recent plantings at the end of Bickleigh Vale Rd outside Hurst
- 29/06/2017 The first Coldstream topping of the road: It's topping and grading time again and with Lilydale topping now unavailable, Coldstream topping was used for the first time. Aesthetically, it looks pretty good and consistent with the heritage. We'll see over the next few months how durable it is.
- 28/07/2017 August working bee: Other than the usual filling of pot holes, weeding and pruning the special job we wanted to tackle this time was to reduce the jasmine build-up along the Homeleigh (formerly "Merewether") fence line.
- 20/09/2017 Removed Coastal Ti Tree from the Bickleigh Vale Road Arch: To our dismay, late in the day on Tuesday, the Coastal Tri Tree (*Leptospermum laevigatum*) that formed one half of the iconic arch in Bickleigh Vale Road outside The Shielan and Mistover developed a serious lean across the road and had to be removed overnight.
- 27/05/2018 May working bee: An army of rakers to clear the road and gutter of autumn leaves today. Potholes filled with the gravel from the gutter too and all along the roadside was weeded. Judicial pruning to keep roadside visibility.
- 26/08/2018 August working bee: - There wasn't much work needed this time - mostly road maintenance.
- A team of enthusiastic labourers aged from 5-y-o to 65-y-o, shovelled into a trailer, gravel that had been washed from the road into the gutter.
- The gravel and roots out were cleared out from the culvert under Donderry's drive.
- The gravel was carted down to the turning circle where the gravel was a bit light-on. There an even bigger team emptied the trailer and spread the gravel around. Looks pretty good!
- Whilst it was mainly road maintenance, Carole and Chris got stuck into some serious pruning of undergrowth outside The Spinney
- Allan and Peter had another crack at tidying up the stumps in the Edna Walling Lane triangle. End result - looks good too!

- 25/11/2018 November working bee and more work on roadside trees:
- It was a busy working bee today with potholes filled, gutters cleaned out and culverts unblocked. As usual for this time of year, there was plenty of weeding and pruning - especially at the Pembroke Rd entrance.
 - Replanting Trees. Two trees were replanted to replace dead and dangerous trees removed last May.
 - We have a sick Red Oak needing attention. At the Pembroke Road entrance to Bickleigh Vale Rd outside Hurst, the Red Oak (*Quercus rubra*) is looking very unwell.
 - Two more dead trees identified for removal
 - The first is a Red Oak (*Quercus rubra*) in Bickleigh Vale Road outside Mistover.
 - The second is a Golden Rain Wattle (*Acacia prominens*) in Edna Walling Lane outside Devon Cottage and immediately adjacent to the heritage stone wall.
- 24/02/2019 With the hot and dry conditions, growth of most of the roadside vegetation - including the weeds - has been limited but the gutter along Bickleigh Vale Rd needed clearing of gravel in (optimistic) preparation for the next heavy rain.
- With a car and trailer starting at the Pembroke Rd end of Bickleigh Vale Rd and an army of workers, we cleared the gravel out of the gutter into the trailer. Once the gutter and the Donderry culvert were clear, and potholes in the road filled by Ezra, excess gravel was relocated and spread in the divided part of Edna Walling Lane at the Devon Cottage and The Barn entrances.
- Whilst all the road construction work was going on, a small party worked on our two other items:
- Outside Hurst at the Pembroke Rd entrance to Bickleigh Vale Rd, the cotoneasters need to be pruned back to let light through to the amelanchiers underneath
- The euphorbia outside Mistover needs to be dead-headed so that it will flower well next season and to restrict the spread of seeds.

Plant Observation Walk November 2018

North side (Glencairn/The Spinney)

General Comments

- The tunnel has depleted due to plant loss and Cotoneaster has taken over
- Both Glencairn and The Spinney's nature strips are in very good condition

Plants that have died or unable to be located

The Spinney

- Lesser Periwinkle
- 14. Cut Leaf Daisy

South side (Donderry/Merewether - Homeleigh)

General Comments

- Donderry area is full
- Merewether (Homeleigh) is maintained by gardeners

Plants that have died or unable to be located

Downderry

- White Native Violet
- Correa Carpet Bells
- Lesser Periwinkle
- Cut Leaf Daisy

Merewether

- Correa Dusky Bells
- Babies Tears
- Correa Ivory Lantern
- Cut Leaf Daisy
- Shadbush

STUDY AREA 3 - Driveway Junctions

Pictorial Record Comparison 2010-2018

2010

2018



2010

2018



Management Activities Summary

- 27/05/2014 Road Maintenance: Bickleigh Vale Road and Edna Walling Lane are maintained by the topping up the surface three times a year with Lilydale Toppings and then grading it. Yarra Ranges recently advised that the Mitchell Quarry is closing and hence the supply of Lilydale toppings is running out - permanently. There is perhaps a year or two left before we will have to change to a different product so Friends of Edna Walling need to the replacement between Coldstream and Castella toppings. The decision was to go with Coldstream toppings as it is closest in colour and consistency to the original Lilydale toppings.
- 29/11/2015 November 29th, 2015 Working Bee: Today saw the first major trees and shrubs replacement activity by Friends of Edna Walling since the original Roadside Vegetation Plan implementation with 39 new trees and shrubs provided by the Shire planted in 5 locations. Area 3:
- Location 4, outside The Spinney - Acacia prominens, replace Acacia prominens
 - Location 5, outside Homeleigh - Chaenomeles speciosa, Correa 'Dusky Bells', Prostanthera rotundifolia, Rapanea howitii, Iris unguicularis, Viola hederacea 'White'
- 7/06/2016 The Winter Working Bee - the main projects for the day:
- remove the ivy from the roadside outside Littlewood and Abbotsley and then to lay cardboard under mulch to slow its return
 - filling in the many potholes in the road that have developed during the recent wet weather
 - Regular weeding near the entrance to Pembroke road
- 28/08/2016 Winter Working Bee 2016 - Projects for the day:
Replenishing the community mulch heap, weeding and pruning, cleaning leaves and debris from the roadside gutters, clearing the culverts (particularly that troublesome one outside Downderry) and filling in potholes.
- 27/11/2016 November working bee - projects for the day:
- Cleared roadside gutters and filled potholes
 - General weeding
 - Pruning - since there are two properties currently for sale, we decided to keep pruning to a minimum during this working bee so that the village is presented at its best.

- 2/12/2016 December topping and grading - Following previous discussions with the Shire after the last road maintenance work and our agreed plan for this time, more extensive work was carried out this time.
- The contractor advised us that, all the topping used this time was Lilydale Toppings and it is now fully depleted
 - There was not enough to build up the turning circle sufficiently to create a profile with a gutter on the south-eastern side of the turning circle outside Littlewood but the depth of material on the turning circle is certainly an improvement
 - The contractor left us a metre of topping for later pot-hole filling as requested but, since there was not enough material at the part of the turning circle by the entrance to Windsong we spread the excess topping there and will wait until next time to have our 'pot-hole top-up pile.'
- 28/05/2017 May working bee:
- Replenished the community mulch pile
 - Cleared roadside gutters and filled potholes
 - Weeded along Bickleigh Vale Rd
 - Continued clearing out overgrown viburnums from Edna Walling Lane triangle
 - Pruned around and above the recent plantings at the end of Bickleigh Vale Rd outside Hurst
- 29/06/2017 The first Coldstream topping of the road: It's topping and grading time again and with Lilydale topping now unavailable, Coldstream topping was used for the first time. Aesthetically, it looks pretty good and consistent with the heritage. We'll see over the next few months how durable it is.
- 28/07/2017 August working bee: Other than the usual filling of pot holes, weeding and pruning the special job we wanted to tackle this time was to reduce the jasmine build-up along the Homeleigh (formerly "Merewether") fence line.
- 27/05/2018 May working bee: An army of rakers to clear the road and gutter of autumn leaves today. Potholes filled with the gravel from the gutter too and all along the roadside was weeded. Judicial pruning to keep roadside visibility.
- 26/08/2018 August working bee: - There wasn't much work needed this time - mostly road maintenance.
- A team of enthusiastic labourers aged from 5-y-o to 65-y-o, shovelled into a trailer, gravel that had been washed from the road into the gutter.
 - The gravel and roots out were cleared out from the culvert under Donderry's drive.
 - The gravel was carted down to the turning circle where the gravel was a bit light-on. There an even bigger team emptied the trailer and spread the gravel around. Looks pretty good!
 - Whilst it was mainly road maintenance, Carole and Chris got stuck into some serious pruning of undergrowth outside The Spinney
 - Allan and Peter had another crack at tidying up the stumps in the Edna Walling Lane triangle. End result - looks good too!
- 25/11/2018 November working bee and more work on roadside trees:
- It was a busy working bee today with potholes filled, gutters cleaned out and culverts unblocked. As usual for this time of year, there was plenty of weeding and pruning - especially at the Pembroke Rd entrance.
 - Replanting Trees. Two trees were replanted to replace dead and dangerous trees removed last May.
 - We have a sick Red Oak needing attention. At the Pembroke Road entrance to Bickleigh Vale Rd outside Hurst, the Red Oak (*Quercus rubra*) is looking very unwell.
 - Two more dead trees identified for removal
 - The first is a Red Oak (*Quercus rubra*) in Bickleigh Vale Road outside Mistover.
 - The second is a Golden Rain Wattle (*Acacia prominens*) in Edna Walling Lane outside Devon Cottage and immediately adjacent to the heritage stone wall.

24/02/2019 With the hot and dry conditions, growth of most of the roadside vegetation - including the weeds - has been limited but the gutter along Bickleigh Vale Rd needed clearing of gravel in (optimistic) preparation for the next heavy rain.
With a car and trailer starting at the Pembroke Rd end of Bickleigh Vale Rd and an army of workers, we cleared the gravel out of the gutter into the trailer. Once the gutter and the Downderry culvert were clear, and potholes in the road filled by Ezra, excess gravel was relocated and spread in the divided part of Edna Walling Lane at the Devon Cottage and The Barn entrances.
Whilst all the road construction work was going on, a small party worked on our two other items:
Outside Hurst at the Pembroke Rd entrance to Bickleigh Vale Rd, the cotoneasters need to be pruned back to let light through to the amelanchiers underneath
The euphorbia outside Mistover needs to be dead-headed so that it will flower well next season and to restrict the spread of seeds.

Plant Observation Walk November 2018

North side (Badgers Wood/Wimborne frontage)

General Comments

- Nil

Plants that have died or unable to be located

Badgers Wood

- Correa Dusky Bells
- Correa Ivory Lantern
- Correa Carpet Bells

Whistlewood

- Cut Leaf Daisy

STUDY AREA 4 - The Island

Pictorial Record Comparison 2010-2018

2010

2018



Management Activities Summary

- 27/05/2014 Road Maintenance: Bickleigh Vale Road and Edna Walling Lane are maintained by the topping up the surface three times a year with Lilydale Toppings and then grading it. Yarra Ranges recently advised that the Mitchell Quarry is closing and hence the supply of Lilydale toppings is running out - permanently. There is perhaps a year or two left before we will have to change to a different product so Friends of Edna Walling need to the replacement between Coldstream and Castella toppings. The decision was to go with Coldstream toppings as it is closest in colour and consistency to the original Lilydale toppings.
- 29/11/2015 November 29th, 2015 Working Bee: Today saw the first major trees and shrubs replacement activity by Friends of Edna Walling since the original Roadside Vegetation Plan implementation with 39 new trees and shrubs provided by the Shire planted in 5 locations. Area 4:
- A 'Tom Matthews' crabapple (Malus 'matthom') tree donated by Coral and Peter Cunningham was also planted in the Edna Walling Lane triangle in place of trees and shrubs that had died over recent years.
- 16/07/2016 Fallen Sticky Wattle: Unfortunately, one of our roadside trees was uprooted in last Tuesday night's storm. This one was a sticky wattle (Acacia Howittii) on the corner of Bickleigh Vale Road and Edna Walling Lane. The fallen tree was ably tidied up by Craig from Whistlewood and we'll organise procuring and planting its replacement soon.
- 5/08/2016 Road maintenance problem and solutions. The recent routine maintenance, topping replacement and grading of the Bickleigh Vale Road northern end turning circle and Edna Walling Lane presented some specific problems of concern to residents who met to agree what will be done to address those problems. We then met on-site with Ian Pearson from the Shire to agree on the following resolution plan:
- Ian noted that the regular work done each quarter by residents to keep the culverts unblocked and the potholes filled between Council maintenance runs significantly contributed to the high standard of the road compared to other similar roads in Yarra Ranges.
- **Edna Walling Lane** - Topping material is to be added to all of Edna Walling Lane from the Bickleigh Vale Rd junction to the start of the divided section to 9 EW Lane (Devon Cottage) and 3-5 EW Lane (The Barn); The junction of EW Lane an BV Road must be topped and graded such that there is no trench across the road intersection; Ian will also re-iterate the need to ensure that the inside of the Bickleigh Vale Road right-angle bend must always be graded higher than the rest so that all the rainwater runs off to the outside of the bend. Ian has agreed to have the contractor, at each maintenance activity, leave a small stockpile of around 2 cub metres of topping left on site in the little used branch of EW Lane by the triangle for use by residents for low-level road maintenance between the council scheduled work
- 28/08/2016 Replacement Trees for Bickleigh Vale Road: Three replacements of large trees which had been removed in recent years were provided by Yarra Ranges Shire and planted during the working bee. Area 4:
- Former Acacia howitti (Sticky Wattle) replaced with Acacia melanoxylon (Blackwood) at the corner of Bickleigh Vale Road and Edna Walling Lane
- 27/11/2016 November working bee - projects for the day:
- Cleared roadside gutters and filled potholes
- General weeding
- Pruning - since there are two properties currently for sale, we decided to keep pruning to a minimum during this working bee so that the village is presented at its best.

- 2/12/2016 December topping and grading - Following previous discussions with the Shire after the last road maintenance work and our agreed plan for this time, more extensive work was carried out this time.
- The contractor advised us that, all the topping used this time was Lilydale Toppings and it is now fully depleted
 - There was not enough to build up the turning circle sufficiently to create a profile with a gutter on the south-eastern side of the turning circle outside Littlewood but the depth of material on the turning circle is certainly an improvement
 - The contractor left us a metre of topping for later pot-hole filling as requested but, since there was not enough material at the part of the turning circle by the entrance to Windsong we spread the excess topping there and will wait until next time to have our 'pot-hole top-up pile.'
- 28/05/2017 May working bee:
- Replenished the community mulch pile
 - Cleared roadside gutters and filled potholes
 - Weeded along Bickleigh Vale Rd
 - Continued clearing out overgrown viburnums from Edna Walling Lane triangle
 - Pruned around and above the recent plantings at the end of Bickleigh Vale Rd outside Hurst
- 29/06/2017 The first Coldstream topping of the road: It's topping and grading time again and with Lilydale topping now unavailable, Coldstream topping was used for the first time. Aesthetically, it looks pretty good and consistent with the heritage. We'll see over the next few months how durable it is.
- 28/07/2017 August working bee: Other than the usual filling of pot holes, weeding and pruning the special job we wanted to tackle this time was to reduce the jasmine build-up along the Homeleigh (formerly "Merewether") fence line.
- 26/11/2017 November working bee: As well as the usual tidy-up along the road, there were three bigger jobs we tackled this time:
- Cleanout of the ivy and other weeds outside Abbotsley and Littlewood
 - Further cleaning out of the tangle along Edna Walling Lane between The Barn and Whistlewood
 - Giving the Edna Walling Lane triangle a makeover
- 25/02/2018 February working bee:
Area 4: The Edna Walling triangle was tidied up and an old, disused and obscured metal arch was removed from the roadside verge outside Whistlewood.
- 7/03/2018 Dead and Dangerous Trees - Inspection: We recently noticed two of our larger trees in Bickleigh Vale Road - the pine outside Hurst and the gum outside Wimborne - had big cracks in them and could present a danger to passers-by and properties so these were referred to the Shire for assessment along with the dead wattle in Edna Walling Lane. The arborist's report confirmed our fears and the trees need to be removed.
- 27/05/2018 May working bee: An army of rakers to clear the road and gutter of autumn leaves today. Potholes filled with the gravel from the gutter too and all along the roadside was weeded. Judicial pruning to keep roadside visibility.
- 28/05/2018 The dead and dangerous trees are gone - looks a bit bare near Pembroke Rd. Following the inspection and assessment by the Shire back in March, three of our larger trees had to be felled and their stumps ground into mulch The large radiata pine outside Hurst has left a hole in the streetscape but the Swamp Gum outside Wimborne and the Wattle in Edna Walling Lane much less so. Replenishment of the community mulch pile and plenty of firewood for the village... once a few of us chainsaw it up and split it. Could take a while to clean up Devon Cottage's drive!

- 26/08/2018 August working bee: - There wasn't much work needed this time - mostly road maintenance.
 - A team of enthusiastic labourers aged from 5-y-o to 65-y-o, shovelled into a trailer, gravel that had been washed from the road into the gutter.
 - The gravel and roots out were cleared out from the culvert under Dowlerry's drive.
 - The gravel was carted down to the turning circle where the gravel was a bit light-on. There an even bigger team emptied the trailer and spread the gravel around. Looks pretty good!
 - Whilst it was mainly road maintenance, Carole and Chris got stuck into some serious pruning of undergrowth outside The Spinney
 - Allan and Peter had another crack at tidying up the stumps in the Edna Walling Lane triangle.
 End result - looks good too!
- 25/11/2018 November working bee and more work on roadside trees:
 - It was a busy working bee today with potholes filled, gutters cleaned out and culverts unblocked. As usual for this time of year, there was plenty of weeding and pruning - especially at the Pembroke Rd entrance.
 - Replanting Trees. Two trees were replanted to replace dead and dangerous trees removed last May.
 - We have a sick Red Oak needing attention. At the Pembroke Road entrance to Bickleigh Vale Rd outside Hurst, the Red Oak (*Quercus rubra*) is looking very unwell.
 - Two more dead trees identified for removal
 - The first is a Red Oak (*Quercus rubra*) in Bickleigh Vale Road outside Mistover.
 - The second is a Golden Rain Wattle (*Acacia prominens*) in Edna Walling Lane outside Devon Cottage and immediately adjacent to the heritage stone wall.
- 24/02/2019 With the hot and dry conditions, growth of most of the roadside vegetation - including the weeds - has been limited but the gutter along Bickleigh Vale Rd needed clearing of gravel in (optimistic) preparation for the next heavy rain.
 With a car and trailer starting at the Pembroke Rd end of Bickleigh Vale Rd and an army of workers, we cleared the gravel out of the gutter into the trailer. Once the gutter and the Dowlerry culvert were clear, and potholes in the road filled by Ezra, excess gravel was relocated and spread in the divided part of Edna Walling Lane at the Devon Cottage and The Barn entrances.
 Whilst all the road construction work was going on, a small party worked on our two other items:
 Outside Hurst at the Pembroke Rd entrance to Bickleigh Vale Rd, the cotoneasters need to be pruned back to let light through to the amelanchiers underneath
 The euphorbia outside Mistover needs to be dead-headed so that it will flower well next season and to restrict the spread of seeds.

Plant Observation Walk November 2018

General Comments

- In excellent condition

Plants that have died or unable to be located in either study area of Edna Walling Lane


- Sonning Crabapple
- Swamp White Oak

STUDY AREA 5 - Edna Walling Lane southern end

Pictorial Record Comparison 2010-2018

2010

2018



Management Activities Summary

- 27/05/2014 Road Maintenance: Bickleigh Vale Road and Edna Walling Lane are maintained by the topping up the surface three times a year with Lilydale Toppings and then grading it. Yarra Ranges recently advised that the Mitchell Quarry is closing and hence the supply of Lilydale toppings is running out - permanently. There is perhaps a year or two left before we will have to change to a different product so Friends of Edna Walling need to the replacement between Coldstream and Castella toppings. The decision was to go with Coldstream toppings as it is closest in colour and consistency to the original Lilydale toppings.
- 5/08/2016 Road maintenance problem and solutions. The recent routine maintenance, topping replacement and grading of the Bickleigh Vale Road northern end turning circle and Edna Walling Lane presented some specific problems of concern to residents who met to agree what will be done to address those problems. We then met on-site with Ian Pearson from the Shire to agree on the following resolution plan:
- Ian noted that the regular work done each quarter by residents to keep the culverts unblocked and the potholes filled between Council maintenance runs significantly contributed to the high standard of the road compared to other similar roads in Yarra Ranges.
 - **Edna Walling Lane** - Topping material is to be added to all of Edna Walling Lane from the Bickleigh Vale Rd junction to the start of the divided section to 9 EW Lane (Devon Cottage) and 3-5 EW Lane (The Barn); The junction of EW Lane an BV Road must be topped and graded such that there is no trench across the road intersection; Ian will also re-iterate the need to ensure that the inside of the Bickleigh Vale Road right-angle bend must always be graded higher than the rest so that all the rainwater runs off to the outside of the bend. Ian has agreed to have the contractor, at each maintenance activity, leave a small stockpile of around 2 cub metres of topping left on site in the little used branch of EW Lane by the triangle for use by residents for low-level road maintenance between the council scheduled work
- 27/11/2016 November working bee - projects for the day:
- Cleared roadside gutters and filled potholes
 - General weeding
 - Pruning - since there are two properties currently for sale, we decided to keep pruning to a minimum during this working bee so that the village is presented at its best.
- 2/12/2016 December topping and grading - Following previous discussions with the Shire after the last road maintenance work and our agreed plan for this time, more extensive work was carried out this time.
- The contractor advised us that, all the topping used this time was Lilydale Toppings and it is now fully depleted
 - There was not enough to build up the turning circle sufficiently to create a profile with a gutter on the south-eastern side of the turning circle outside Littlewood but the depth of material on the turning circle is certainly an improvement
 - The contactor left us a metre of topping for later pot-hole filling as requested but, since there was not enough material at the part of the turning circle by the entrance to Windsong we spread the excess topping there and will wait until next time to have our 'pot-hole top-up pile.'
- 28/05/2017 May working bee:
- Replenished the community mulch pile
 - Cleared roadside gutters and filled potholes
 - Weeded along Bickleigh Vale Rd
 - Continued clearing out overgrown vibernums from Edna Walling Lane triangle
 - Pruned around and above the recent plantings at the end of Bickleigh Vale Rd outside Hurst

- 29/06/2017 The first Coldstream topping of the road: It's topping and grading time again and with Lilydale topping now unavailable, Coldstream topping was used for the first time. Aesthetically, it looks pretty good and consistent with the heritage. We'll see over the next few months how durable it is.
- 25/02/2018 February working bee:
Area 5: A pole saw was used to prune some of the dead wood along the lane.
- 27/05/2018 May working bee: An army of rakers to clear the road and gutter of autumn leaves today. Potholes filled with the gravel from the gutter too and all along the roadside was weeded. Judicial pruning to keep roadside visibility.
- 28/05/2018 The dead and dangerous trees are gone - looks a bit bare near Pembroke Rd. Following the inspection and assessment by the Shire back in March, three of our larger trees had to be felled and their stumps ground into mulch. The large radiata pine outside Hurst has left a hole in the streetscape but the Swamp Gum outside Wimborne and the Wattle in Edna Walling Lane much less so. Replenishment of the community mulch pile and plenty of firewood for the village... once a few of us chainsaw it up and split it. Could take a while to clean up Devon Cottage's drive!
- 26/08/2018 August working bee: - There wasn't much work needed this time - mostly road maintenance.
- A team of enthusiastic labourers aged from 5-y-o to 65-y-o, shovelled into a trailer, gravel that had been washed from the road into the gutter.
- The gravel and roots out were cleared out from the culvert under Donderry's drive.
- The gravel was carted down to the turning circle where the gravel was a bit light-on. There an even bigger team emptied the trailer and spread the gravel around. Looks pretty good!
- Whilst it was mainly road maintenance, Carole and Chris got stuck into some serious pruning of undergrowth outside The Spinney
- Allan and Peter had another crack at tidying up the stumps in the Edna Walling Lane triangle. End result - looks good too!
- 25/11/2018 November working bee and more work on roadside trees:
- It was a busy working bee today with potholes filled, gutters cleaned out and culverts unblocked. As usual for this time of year, there was plenty of weeding and pruning - especially at the Pembroke Rd entrance.
- Replanting Trees. Two trees were replanted to replace dead and dangerous trees removed last May.
- We have a sick Red Oak needing attention. At the Pembroke Road entrance to Bickleigh Vale Rd outside Hurst, the Red Oak (*Quercus rubra*) is looking very unwell.
- Two more dead trees identified for removal
 - The first is a Red Oak (*Quercus rubra*) in Bickleigh Vale Road outside Mistover.
 - The second is a Golden Rain Wattle (*Acacia prominens*) in Edna Walling Lane outside Devon Cottage and immediately adjacent to the heritage stone wall.
- 10/02/2019 A dead Red Oak in Bickleigh Vale Rd and Golden Rain Wattle in Edna Walling Lane were earmarked for removal during last November's working bee and the Shire's contractor came today to remove them. To our surprise, when the contractor had packed up and gone, we found the trees with their tops removed but the dead trunks and roots still in place. We'll have a chat with the Shire and find out why!

24/02/2019 With the hot and dry conditions, growth of most of the roadside vegetation - including the weeds - has been limited but the gutter along Bickleigh Vale Rd needed clearing of gravel in (optimistic) preparation for the next heavy rain.
 With a car and trailer starting at the Pembroke Rd end of Bickleigh Vale Rd and an army of workers, we cleared the gravel out of the gutter into the trailer. Once the gutter and the Downderry culvert were clear, and potholes in the road filled by Ezra, excess gravel was relocated and spread in the divided part of Edna Walling Lane at the Devon Cottage and The Barn entrances.
 Whilst all the road construction work was going on, a small party worked on our two other items:
 Outside Hurst at the Pembroke Rd entrance to Bickleigh Vale Rd, the cotoneasters need to be pruned back to let light through to the amelanchiers underneath
 The euphorbia outside Mistover needs to be dead-headed so that it will flower well next season and to restrict the spread of seeds.

Plant Observation Walk November 2018

General Comments

- Nil


Plants that have died or unable to be located in either study area of Edna Walling Lane

- Nil

STUDY AREA 6 - Bickleigh Vale Road northern end

Pictorial Record Comparison 2010-2018

2010




2018



2010



2018



Management Activities Summary

- 18/07/2012 Removal of fallen Golden Rain wattle outside Abbotsley: When those of us at the far end of Bickleigh Vale Road were on our way out in the morning, we found the leaning Golden Rain wattle (*Acacia prominens*) outside Abbotsley now leaning at a precarious 45 degree angle across the road. The Shire removed it that day and the roadside it's looking a bit empty.
- 27/05/2014 Road Maintenance: Bickleigh Vale Road and Edna Walling Lane are maintained by the topping up the surface three times a year with Lilydale Toppings and then grading it. Yarra Ranges recently advised that the Mitchell Quarry is closing and hence the supply of Lilydale toppings is running out - permanently. There is perhaps a year or two left before we will have to change to a different product so Friends of Edna Walling need to the replacement between Coldstream and Castella toppings. The decision was to go with Coldstream toppings as is closest in colour and consistency to the original Lilydale toppings.
- 17/09/2014 Removal of dead Golden Rain wattles outside Abbotsley and Littlewood: Two of our Golden Rain wattles have died over the past few months and it was decided that they've become a hazard and needed to be removed.
- 29/02/2016 Community Mulch Heap: Something we can never get enough of at Bickleigh Vale is mulch for the roadside vegetation and for the gardens so why not have a community mulch pile that anyone in the village can borrow from and add to. Simon, Isha and Llewie made available a convenient small corner of Wimborne and we started with four trailer loads of clean, weed-free mulch

- 7/06/2016 The Winter Working Bee - the main projects for the day:
- remove the ivy from the roadside outside Littlewood and Abbotsley and then to lay cardboard under mulch to slow its return
 - filling in the many potholes in the road that have developed during the recent wet weather
 - Regular weeding near the entrance to Pembroke road
- 5/08/2016 Road maintenance problem and solutions. The recent routine maintenance, topping replacement and grading of the Bickleigh Vale Road northern end turning circle and Edna Walling Lane presented some specific problems of concern to residents who met to agree what will be done to address those problems. We then met on-site with Ian Pearson from the Shire to agree on the following resolution plan:
- Ian noted that the regular work done each quarter by residents to keep the culverts unblocked and the potholes filled between Council maintenance runs significantly contributed to the high standard of the road compared to other similar roads in Yarra Ranges.
 - **Bickleigh Vale Road Turning Circle** - The entire turning circle area, right up to the beginning of the bridge to 25 BV Rd (Windsong) and the bridge to 27 BV Rd 9 (Littlewood) are to be covered in topping at every one of the maintenance activities; The depth of topping laid at each maintenance activity is to be such that it can be graded to slope towards the creek on one side and the culvert on the other such that rainwater runs off and doesn't pool on the surface; The toppings are to be graded each time as above.
- 28/08/2016 Winter Working Bee 2016 - Projects for the day:
- Replenishing the community mulch heap, weeding and pruning, cleaning leaves and debris from the roadside gutters, clearing the culverts (particularly that troublesome one outside Donderry) and filling in potholes.
- 27/11/2016 November working bee - projects for the day:
- Cleared roadside gutters and filled potholes
 - General weeding
 - Pruning - since there are two properties currently for sale, we decided to keep pruning to a minimum during this working bee so that the village is presented at its best.
- 2/12/2016 December topping and grading - Following previous discussions with the Shire after the last road maintenance work and our agreed plan for this time, more extensive work was carried out this time.
- The contractor advised us that, all the topping used this time was Lilydale Toppings and it is now fully depleted
 - There was not enough to build up the turning circle sufficiently to create a profile with a gutter on the south-eastern side of the turning circle outside Littlewood but the depth of material on the turning circle is certainly an improvement
 - The contractor left us a metre of topping for later pot-hole filling as requested but, since there was not enough material at the part of the turning circle by the entrance to Windsong we spread the excess topping there and will wait until next time to have our 'pot-hole top-up pile.'
- 29/12/2016 1-in-50 Year Rainfall Event damage. At the problematic eastern end turning circle area of Bickleigh Vale Rd, during the storm, the creek broke its bank in a number of places and flowed across the road. This caused significant erosion of the edge of the road outside Wimborne's garage and Windsong's bridge. Not unexpectedly, we also lost a fair amount of mulch from the other side of the road so now the cardboard we laid under it some months ago as a weed mat is now exposed.
- Residents repaired damaged road as much and replaced mulch.

- 13/02/2017 Road Maintenance re-work completion. As planned the contractor from the Council came yesterday with truck of 6-8 m3 topping and a bobcat and levelled the bowl at the Bickleigh Vale Road turning circle. They have built up the Wimborne side so that run-off will flow into the gutter on the Abbotsley / Littlewood side and have checked the fall with architect levels. Today, They came back with a rammer and packed it down.
- 26/02/2017 Road damage again! Unfortunately, the edge of our beautiful new surface at the end of Bickleigh Vale Road is being damaged by the weekly garbage truck run as it completes its 3-point turn. It would seem that the only way to avoid damage here is to put rebuild part of the Wimborne driveway with heavy material such as rocks or sleepers.
Food for thought!
- 28/05/2017 May working bee:
 - Replenished the community mulch pile
 - Cleared roadside gutters and filled potholes
 - Weeded along Bickleigh Vale Rd
 - Continued clearing out overgrown vibernums from Edna Walling Lane triangle
 - Pruned around and above the recent plantings at the end of Bickleigh Vale Rd outside Hurst
- 29/06/2017 The first Coldstream topping of the road: It's topping and grading time again and with Lilydale topping now unavailable, Coldstream topping was used for the first time. Aesthetically, it looks pretty good and consistent with the heritage. We'll see over the next few months how durable it is.
- 23/09/2017 Replacement planting of the Golden Rain Wattles Outside Abbotsley and Littlewood:
 - One of our Golden Rain wattles (*Acacia prominens*) at the north-east end of Bickleigh Vale Road had to be removed in July 2012 when it leaned too far into the road and two others died and were removed in September 2014.
 - It's taken us a while to find a source of replacement trees of the same variety but we finally got there and found three in 150cm pots. Since the original trees were removed, the stumps remain and other plantings have taken place so the new ones couldn't go into exactly the same spots but the end result should faithfully reproduce the look and feel of the streetscape which is what we set out to do.
- 26/11/2017 November working bee: As well as the usual tidy-up along the road, there were three bigger jobs we tackled this time:
 - Cleanout of the ivy and other weeds outside Abbotsley and Littlewood
 - Further cleaning out of the tangle along Edna Walling Lane between The Barn and Whistlewood
 - Giving the Edna Walling Lane triangle a makeover
- 25/02/2018 February working bee:
Area 6: From the Lane to the turning circle the leaf and bark debris created by recent strong winds was cleaned up. The original Sonning northern boundary post and rail fence (now Abbotsley boundary) was lifted from its side where it's been lying for many years and held in place with star pickets. With a bit of weeding and light pruning to keep the road clear, it all looks much tidier.
- 27/05/2018 May working bee: An army of rakers to clear the road and gutter of autumn leaves today. Potholes filled with the gravel from the gutter too and all along the roadside was weeded. Judicial pruning to keep roadside visibility.

- 28/05/2018 The dead and dangerous trees are gone - looks a bit bare near Pembroke Rd. Following the inspection and assessment by the Shire back in March, three of our larger trees had to be felled and their stumps ground into mulch. The large radiata pine outside Hurst has left a hole in the streetscape but the Swamp Gum outside Wimborne and the Wattle in Edna Walling Lane much less so. Replenishment of the community mulch pile and plenty of firewood for the village... once a few of us chainsaw it up and split it. Could take a while to clean up Devon Cottage's drive!
- 26/08/2018 August working bee: - There wasn't much work needed this time - mostly road maintenance.
 - A team of enthusiastic labourers aged from 5-y-o to 65-y-o, shovelled into a trailer, gravel that had been washed from the road into the gutter.
 - The gravel and roots out were cleared out from the culvert under Donderry's drive.
 - The gravel was carted down to the turning circle where the gravel was a bit light-on. There an even bigger team emptied the trailer and spread the gravel around. Looks pretty good!
 - Whilst it was mainly road maintenance, Carole and Chris got stuck into some serious pruning of undergrowth outside The Spinney
 - Allan and Peter had another crack at tidying up the stumps in the Edna Walling Lane triangle. End result - looks good too!
- 25/11/2018 November working bee and more work on roadside trees:
 - It was a busy working bee today with potholes filled, gutters cleaned out and culverts unblocked. As usual for this time of year, there was plenty of weeding and pruning - especially at the Pembroke Rd entrance.
 - Replanting Trees. Two trees were replanted to replace dead and dangerous trees removed last May.
 - We have a sick Red Oak needing attention. At the Pembroke Road entrance to Bickleigh Vale Rd outside Hurst, the Red Oak (*Quercus rubra*) is looking very unwell.
 - Two more dead trees identified for removal
 - The first is a Red Oak (*Quercus rubra*) in Bickleigh Vale Road outside Mistover.
 - The second is a Golden Rain Wattle (*Acacia prominens*) in Edna Walling Lane outside Devon Cottage and immediately adjacent to the heritage stone wall.
- 1/12/2018 Replacement of Golden Rain Wattle outside Abbotsley and Littlewood (again!). Unfortunately, one of the Golden Rain Wattles planted last September didn't survive the dry period early this year.
 It took quite a while to find a replacement one but here it is and we'll try again.
- 24/02/2019 With the hot and dry conditions, growth of most of the roadside vegetation - including the weeds - has been limited but the gutter along Bickleigh Vale Rd needed clearing of gravel in (optimistic) preparation for the next heavy rain.
 With a car and trailer starting at the Pembroke Rd end of Bickleigh Vale Rd and an army of workers, we cleared the gravel out of the gutter into the trailer. Once the gutter and the Donderry culvert were clear, and potholes in the road filled by Ezra, excess gravel was relocated and spread in the divided part of Edna Walling Lane at the Devon Cottage and The Barn entrances.
 Whilst all the road construction work was going on, a small party worked on our two other items:
 Outside Hurst at the Pembroke Rd entrance to Bickleigh Vale Rd, the cotoneasters need to be pruned back to let light through to the amelanchiers underneath
 The euphorbia outside Mistover needs to be dead-headed so that it will flower well next season and to restrict the spread of seeds.

Plant Observation Walk November 2018

General Comments

- Nil

Plants that have died or unable to be located

Wimborne

- Victorian Christmas Bush
- White Native Violet

Windsong/Littlewood/Abbotsley/Sarn

- Prarie Crabapple